

600ml Wave and 800ml Gripper Bottle




1.1 Place cap in boiling water for 2 minutes and remove cap safely after time is up. Whilst still hot, squeeze rim firmly down to release cover from base.

⚠ Caution: Be careful when using boiling water.




2.1 Carefully place blunt utensil in the opening created in previous step. Push utensil firmly down and twist. Repeat around the edge until cover can be removed. Pull sipper tip out of cover.




3.1 Wash all bottle and lid components in the dishwasher (top rack only). or...

3.2 Hand wash all bottle and lid components with hot soapy water.



4.1 To reassemble, relocate nozzle into cover.



5.1 Align nozzle key into base keyhole and snap the lid shut.



6.0 Place cap back on bottle and check cap function. Enjoy!